



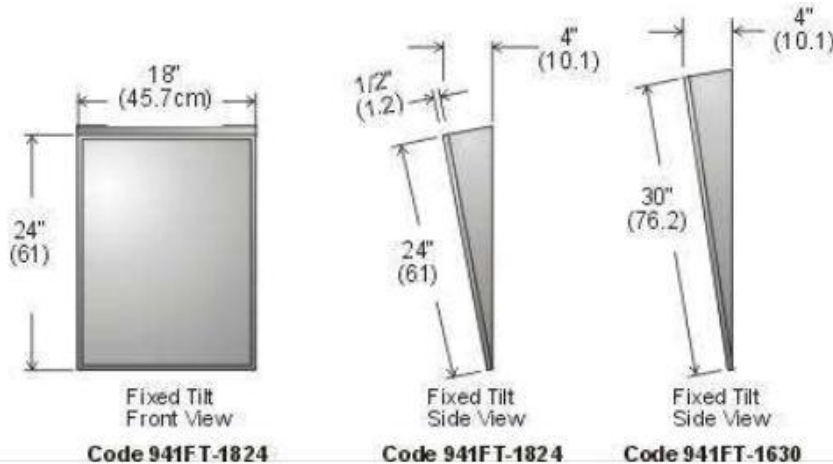
- Quality
- Value
- Service

**Tech
Reference**

Hygienic Solutions at Work

Stock Series Mirrors, Fixed Tilt

Code 941-1624FT: 16"w x 24"h, fixed tilt
Code 941-1630FT: 16"w x 30"h, fixed tilt
Code 941-1824FT: 18"w x 24"h, fixed tilt
Code 941-1830FT: 18"w x 30"h, fixed tilt
Code 941-1836FT: 18"w x 36"h, fixed tilt
Code 941-2424FT: 24"w x 24"h, fixed tilt
Code 941-2430FT: 24"w x 30"h, fixed tilt
Code 941-2436FT: 24"w x 36"h, fixed tilt



Code 941FT-1824

Code 941FT-1824

Code 941FT-1630

Specifications:

Site Location: The 941 fixed tilt mirror is ideal for any barrier free location.

Features: One piece 24 ga. stainless steel channel frame provides rigid assembly. Comes in bright annealed finish. Fixed tilt frame is one piece 20 ga. stainless steel. Vandal resistant concealed mounting. Mirror glass has shock resistant primary back. Full galvanized back panel.

Shipping Weight: Code 941-1824, 10 kg. (23 lbs.), shipped two per carton.

Installation: Position bottom of mirror 48" (121) from floor. Positions may vary depending on size and the type of installation.

Description and specifications applicable on date issued. Frost reserves the right to make improvements or changes without notice.



Spécifications

Numéro du produit : 941-FT

Solutions Hygiéniques Au Travail

MIROIRS SÉRIE STOCK POUR PERSONNES HANDICAPÉES

Code 941-FT: Modèle incliné fixe (pour personnes handicapées).

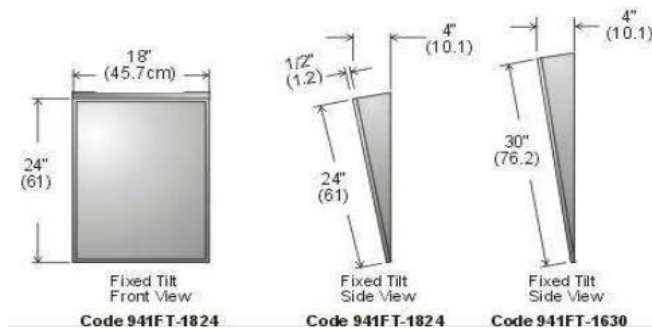
16"x30"

18"x24"

18"x30"

18"x36"

24"x30"



Caractéristiques:

Cadre monopiece en acier inoxydable de type 430 au fini recuit brillant, avec coins en onglet. La partie inclinée du miroir est en acier inoxydable de cal. 20 au fini recuit brillant. Le miroir est en verre flottant de 4 mm, conforme à la norme GS12GD5A type IB, garantissant l'argenture pour une période de 10 ans. Le panneau arrière est en deux parties : la première antichocs est suivie d'une deuxième en acier galvanisé. Fixation anti-vandalisme.

Taille standard :

46 x 61 cm (18 x 24 po) et 40,6 x 76,2 cm (16 x 30 po).

Installation :

Placer le bas des miroirs inclinables à 121 cm (48 po) du sol. Les positions peuvent varier selon le type d'installation.



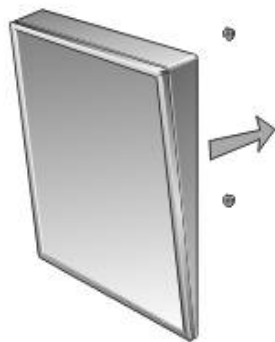
- Quality
- Value
- Service

**Tech
Reference**

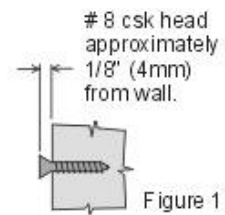
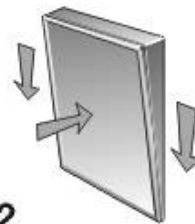
Fixed Tilt Mirror Installation Guide

Code 941-FT 18"x24" shown

- 1** Insert four mounting screws into wall matching the holes centres on mirror frame. Insure they are at the correct depth as shown in fig. 1



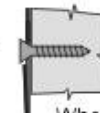
- 2** Register mirror frame to mounting screws and press mirror firmly against the wall and pull down



Fixed Tilt Mirrors Side View



Mounting system deflects the metal fingers on the back



When the metal fingers slip back over the screw head, the mirror is secured.

Specifications:

Installation: Position bottom of mirror 48" (121) from floor.
Positions may vary depending on size and the type of installation.

Description and specifications applicable on date issued. Frost reserves the right to make improvements or changes without notice.